

Gaskleen® II Purifier



Description

A unique combination of Pall's leading edge AresKleen™ purification material combined with Ultramet-L® stainless steel filter media creating the industry's most advanced true point-of-use purifier.

The Gaskleen® II Purifier assembly is designed to remove contamination from most process gases. Sub ppb level purification is achieved at designed flow rates of up to 3 slpm while providing 0.003 µm filtration.

- Controls and reduces impurities such as O₂, H₂O, CO₂, CO, NMHC, Ni(CO)₄ and Fe(CO)₅
- One-for-one dimensional replacement of conventional in-line particle filter assemblies
- Assembly hardware is made of 316 L stainless steel
- High efficiency diffusion barrier ensures integrity of reactive material during installation
- Superior pressure drop characteristics
- Wide variety of gases purified
- 100% helium leak and pressure tested
- Compact size
- Not orientation sensitive
- Does not generate hazardous waste when used in non-hazardous gas service
- Will not release hydrocarbons
- No detectable metal contribution above background in HCl gas with HCLP material
- No detectable metal contribution above background in HBr gas with HBRP material

Specifications

Materials

- Electropolished 316 L stainless steel components
- ≤ 10 µin / 0.25 µm R_a internal surface finish

Particle Removal Efficiency Rating

- 1x10⁹ retention of particles ≥ 0.003 µm up to 5 slpm

Connections

- 1/4 in Gasket seal, male / male (VCR¹ compatible)

Operating Conditions

- Maximum Operating Pressure: 1000 psig / 69 bar
- Maximum operating temperature: 100°C / 212°F (INP, SIP, FCP, SF6P), 40°C / 104°F (GEH4P, OXP, CLXP, HCLP, HBRP, CDAP)
- EU Pressure Equipment Directive: Assemblies have been evaluated and are CE marked per the European Union's Pressure Equipment Directive 2014/68/EU

Design Flow Rate

- 0-3 slpm @ 15 psig / 1 bar
- Higher intermittent flow rates of up to 5 slpm can be accommodated with reduced lifetime²

Packaging

- Double bagged
- Outer bag: aluminized mylar³
- Inner bag: polyethylene
- End fittings capped with metal seals
- Product packaged in an argon environment

Nominal Dimensions

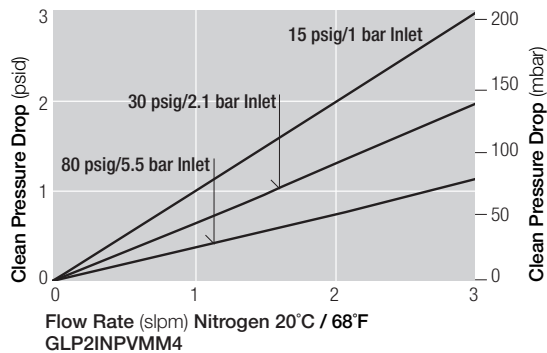
- Length: 3.31" / 84 mm
- Diameter: 1.36" / 34.5 mm

¹ VCR is a trademark of Swagelok Co.

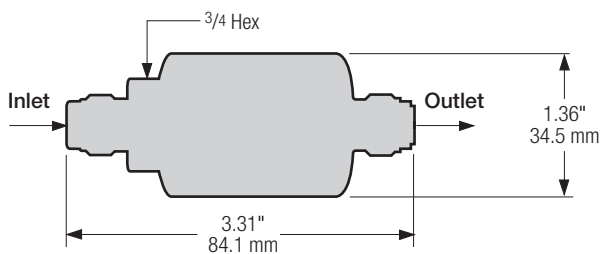
² Contact the Pall Microelectronics Group for further information.

³ Mylar is a registered trademark of Dupont Teijin Films

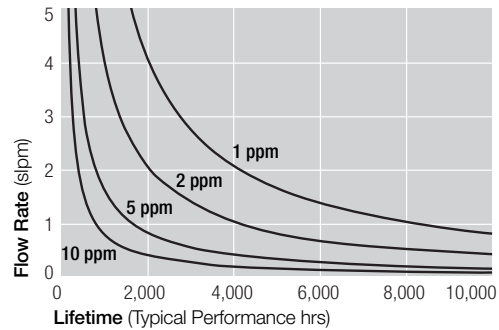
Pressure Drop vs. Gas Flow Rate



Nominal Dimensions

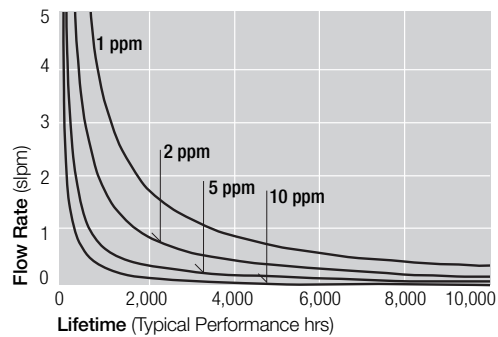


Lifetime Calculations



Pall AresKleen Purification Material: Inert Gas Service Gaskleen II Purifier Assembly, Part # GLP2INPVMM4

Inlet Pressure: 30 psig (2.1 bar) Contaminant Challenge as H₂O



Pall AresKleen Purification Material: Inert Gas Service Gaskleen II Purifier Assembly, Part # GLP2INPVMM4

Inlet Pressure: 30 psig (2.1 bar) Contaminant Challenge as O₂

Part Numbers / Ordering Information

Part Number	Specific Gas	Effluent Purity Specifications
GLP2INPVMM4	<i>Inert Gases:</i> Nitrogen, Argon, Helium, Xenon, Krypton, Neon	< 1 ppb H ₂ O, O ₂ , CO ₂ , CO
GLP2SIPVMM4	<i>Flammable Gases:</i> Silane, Hydrogen, Methane, Ethane, Cyclopropane, Propane, Dimethyl Ether Carbon Monoxide	< 1 ppb H ₂ O, CO ₂ , O ₂ , CO < 1 ppb H ₂ O, O ₂ , CO ₂ , Ni(CO) ₄ , Fe(CO) ₅
GLP2FCPVMM4	Fluoromethane, Difluoromethane, Trifluoromethane, Tetrafluoroethane, Pentafluoroethane, Heptafluoropropane, Carbon Tetrafluoride, Perfluoropropane, Perfluorocyclobutane, Hexafluoroethane	< 1 ppb H ₂ O, CO ₂ , O ₂
GLP2GEH4PVMM4	Germane	< 1 ppb H ₂ O, CO ₂ , O ₂ , CO
GLP2SF6PVMM4	Sulfur Hexafluoride	< 1 ppb H ₂ O, CO ₂ , O ₂ , CO
GLP2OXPVMM4	<i>Oxygenated Gases:</i> Carbon Dioxide, Oxygen, Nitrous Oxide	< 10 ppb H ₂ O
GLP2CLXPVMM4	<i>Chlorinated Gases:</i> Boron Trichloride, Chlorine, Trichlorosilane, Dichlorosilane	< 100 ppb H ₂ O
GLP2HCLPVMM4	Hydrogen Chloride	< 15 ppb H ₂ O
GLP2HBRPVMM4	Hydrogen Bromide	< 50 ppb H ₂ O
GLP2CDAPVMM4	Photolithography clean dry air	< 1 ppb H ₂ O, < 300 ppt organics (as C ₄), < 10 ppt acid gases (as SO ₂), < 15 ppt basic gases (as NH ₃), < 1 ppt refractory compounds (as HMDSO)

Technical Information

Impurity Removal as Tested in Specific Gases

Specific Gas	Impurity Removal Efficiency
<i>Inert Gases:</i> Nitrogen, Argon, Helium, Xenon, Krypton, Neon	< 1 ppb H ₂ O, CO ₂ , O ₂ , and CO as tested in argon and nitrogen using APIMS analyzer
<i>Flammable Gases:</i> Silane, Hydrogen, Methane, Ethane, Cyclopropane, Propane, Dimethyl Ether	< 1 ppb H ₂ O, CO ₂ , O ₂ , and CO as tested in argon, nitrogen and hydrogen using APIMS analyzer < 1 ppb H ₂ O as tested in carbon monoxide using trace moisture analyzer H ₂ O and siloxanes removed to trace levels as tested in silane using APIMS
Carbon Monoxide	< 1 ppb Ni(CO) ₄ , and < 1 ppb Fe(CO) ₅ as tested in carbon monoxide using GC-ECD analyzer
Fluoromethane, Difluoromethane, Trifluoromethane, Tetrafluoroethane, Pentafluoroethane, Heptafluoropropane, Carbon Tetrafluoride, Perfluoropropane, Perfluorocyclobutane, Hexafluoroethane	< 1 ppb H ₂ O, CO ₂ , O ₂ , and CO as tested in argon and nitrogen using APIMS analyzer < 1 ppb O ₂ as tested in trifluoromethane using trace oxygen analyzer < 10 ppb H ₂ O as tested in trifluoromethane using trace moisture analyzer and FTIR
Germane	< 1 ppb H ₂ O, CO ₂ , O ₂ , and CO as tested in argon and nitrogen using APIMS analyzer
Sulfur Hexafluoride	< 1 ppb H ₂ O, CO ₂ , and O ₂ as tested in argon using APIMS
<i>Oxygenated Gases:</i> Carbon Dioxide, Oxygen, Nitrous Oxide, Clean Dry Air	< 10 ppb H ₂ O < 1 ppb H ₂ O, and CO ₂ , as tested in argon using APIMS analyzer
<i>Chlorinated Gases:</i> Boron Trichloride, Chlorine, Trichlorosilane, Dichlorosilane	< 100 ppb H ₂ O < 1 ppb H ₂ O, and CO ₂ , as tested in argon using APIMS analyzer
Hydrogen chloride	< 15 ppb H ₂ O as tested in hydrogen chloride using CRDS < 1 ppb H ₂ O as tested in argon using APIMS analyzer
Hydrogen Bromide	< 50 ppb H ₂ O as tested in hydrogen bromide using CRDS < 1 ppb H ₂ O as tested in argon using APIMS analyzer
Photolithography clean dry air	< 1 ppb H ₂ O as tested in argon using APIMS analyzer < 300 ppt C ₄ H ₈ as tested in argon using APIMS Analyzer < 10 ppt SO ₂ as tested in nitrogen using ion chromatograph < 15 ppt NH ₃ as tested in nitrogen using ion chromatograph < 1 ppt HMDSO as tested in argon using APIMS analyzer and baseline subtraction

Unit conversion: 1 bar = 100 kilopascals



Microelectronics

25 Harbor Park Drive
Port Washington, New York 11050 USA


1.800.360.7255 toll free (Only in US)
1.516.484.5400 phone
1.516.625.3610 fax

Filtration. Separation. Solution.SM

Visit us on the Web at www.pall.com/micro

Pall Corporation has offices and plants throughout the world. For Pall representatives in your area, please go to www.pall.com/contact.asp

Because of technological developments related to the products, systems, and/or services described herein, the data and procedures are subject to change without notice. Please consult your Pall representative or visit www.pall.com to verify that this information remains valid. Products in this document may be covered by the following patent number: US 7,465,692

© Copyright 2009, 2018, Pall Corporation. Pall, , and Gaskleen are trademarks of Pall Corporation. © Indicates a Pall trademark registered in the USA. **Filtration. Separation. Solution.SM** is a service mark of Pall Corporation.