

Applications


CMP slurry, Inkjet inks, DI water

Description

Profile III filters are all polypropylene innovative depth filters. The fibers in Profile III filters may be considered continuous. No binder resin is used – the fibers are “bonded” by intertwining during the manufacturing process. As a result, Profile III filters show no media migration. Profile III filters can be expected to yield longer service life and lower your total filtration costs.

Revolutionary Cartridge Construction

Longer service life is maintained by its continuously graded pore structure for built in prefiltration. In addition, because of Profile III's unique larger core and innovative fiber structure, Profile III's initial pressure drop is up to 50% (0.3 µm) and 30% (1.0 µm) lower than Profile II's pressure drop with no reduction in efficiency, for equivalent grades.



MCY type

AB type

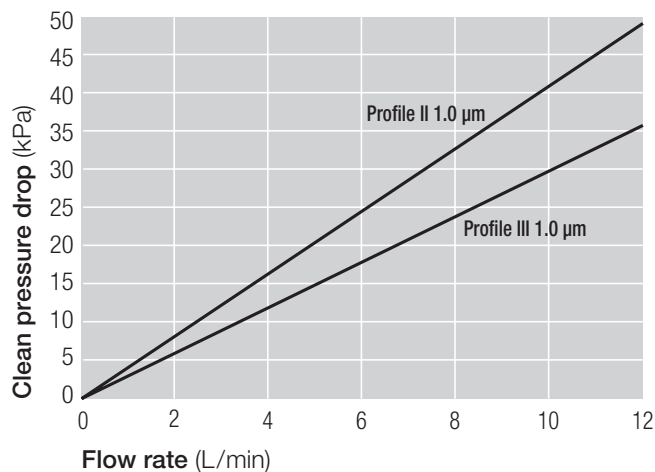
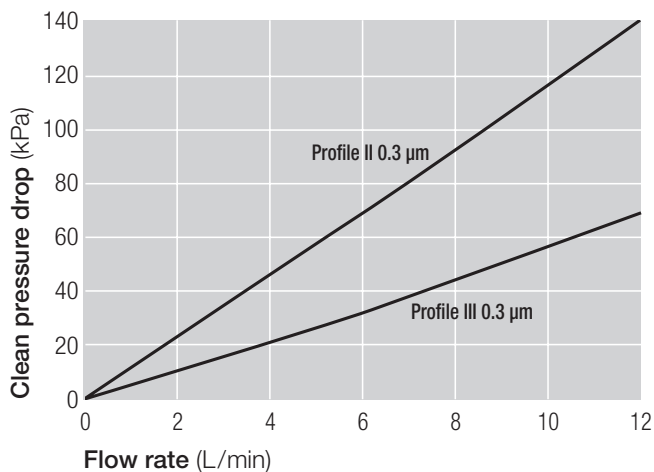
Specifications

Materials of Construction

| Components | Materials |
|---|---|
| Filter Medium | Polypropylene |
| Core | Polypropylene |
| Endcaps and Cage (MCY, AB type) | Polypropylene |
| Gasket (MCY type) | EPDM (Consult factory for other materials) |
| O-ring (AB type) (Size : Code 25) (Size : Code 7) | EPDM (Consult factory for other materials) 222 double O-ring flat end 226 double O-ring bomb fin |
| Removal Rating | 0.3 µm, 1.0 µm |
| Maximum Temperature ¹ | 82 °C / 180 °F |
| Maximum Differential Pressure | 0.41 MPa / 60 psid @ 30 °C / 86 °F 0.34 MPa / 50 psid @ 50 °C / 122 °F 0.21 MPa / 30 psid @ 70 °C / 158 °F 0.10 MPa / 15 psid @ 82 °C / 180 °F |

¹ Consult your local Pall representative on the condition at high temperature over 49 °C

Typical Flow Characteristics - 1cP fluid, 20 °C



Part Numbers / Ordering Information²

MCY type : MCY100 [1] W [2] J254

AB type : AB [1] W [2] 25J

AB type : AB [1] W [2] 7J

Table 1

| Code | Cartridge Nominal Length | Cartridge Nominal Diameter |
|------|---------------------------------|----------------------------|
| 1 | 254 mm / 10 inch | 70 mm / 2.75 inch |
| 2 | 508 mm / 20 inch | 70 mm / 2.75 inch |
| 3 | 762 mm / 30 inch (AB type only) | 70 mm / 2.75 inch |

Table 2

| Code | Removal Ratings |
|------|-----------------|
| 010 | 1.0 µm |
| 003 | 0.3 µm |

² For 4" Code 25 and 1" Test Filters, please contact your local Pall representative for price and availability.



Microelectronics

25 Harbor Park Drive
Port Washington, NY 11050
+1 516 484 3600 telephone
+1 800 360 7255 toll free US

Nihon Pall Ltd.

6-5-1, Nishishinjuku,
Shinjuku-ku
Tokyo 163-1325 Japan
+81 3 6901 5700 telephone
+81 3 5322 2109 fax

Visit us on the Web at www.pall.com/microelectronics
Contact us at www.pall.com/contact

Pall Corporation has offices and plants throughout the world. To locate the Pall office or distributor nearest you, visit www.pall.com/contact.

The information provided in this literature was reviewed for accuracy at the time of publication. Product data may be subject to change without notice. For current information consult your local Pall distributor or contact Pall directly.

IF APPLICABLE Please contact Pall Corporation to verify that the product conforms to your national legislation and/or regional regulatory requirements for water and food contact use.

© Copyright 2022, Pall Corporation. Pall, , and Profile are trademarks of Pall Corporation. ® Indicates a trademark registered in the USA.