

## UR329 Series Athalon® Duplex Filter

Athalon® maximum-life filters deliver the highest level of sustained fluid system protection, across all applications, regardless of severity. Featuring an industry leading  $\text{Beta}_{X(C)}=2000^*$  filter efficiency; the highest rated filter performance available today.

(\* per ISO 16889)

### Features

- Flows to 600 lpm (158 US gpm)
- Pressures to 28 bar (400 psi)
- Port size: 3"

### Notes and Specifications


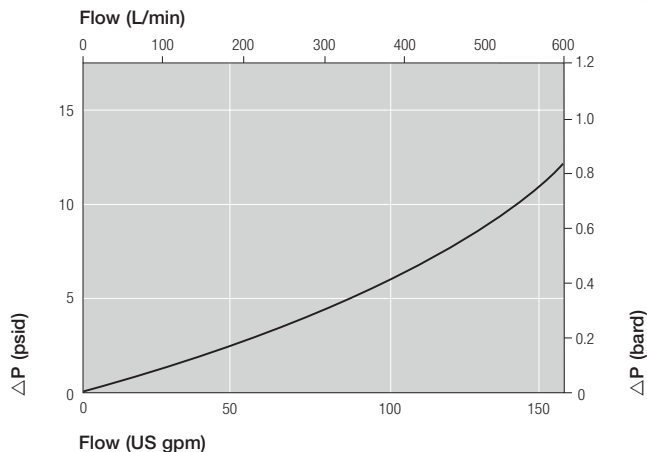
#### Filter Housing

- **Fatigue Pressure Rating:**  
23 bar (334 psi) per NFPA T2.6.1 R2-2001 Cat C/90
- **Typical Burst Pressure:**  
145 bar (2,100 psi)
- **Filter Element Collapse Pressure:**  
10 bar (150 psid)
- **Fluid Compatibility:**  
Compatible with all petroleum oils and most water glycols, water-oil emulsions, and synthetic hydraulic and lubricating fluids
- **Temperature Range:**  
-29 °C to 120 °C (-20 °F to 250 °F)  
60 °C (140 °F) maximum in HWCF or water glycol fluids
- **Bypass Valve Setting:**  
1.7 bar (25 psid)  
4.5 bar (65 psid)
- **Materials of Construction:**  
Manifold and check valve: aluminum alloy  
Tube: carbon steel  
Head and cover: ductile iron

### Pressure Drop Information

#### Housing pressure drop using fluid with 0.9 S.G.

Housing pressure drop is directly proportional to specific gravity.



UR329 Series  
Filter Housing

### Element Pressure Drop

Multiply actual flow rate times factor in table below to determine pressure drop with fluid at 32 cSt (150 SUS), 0.9 S.G. Correct for other fluids by multiplying new viscosity in cSt/32 (SUS/150) x new S.G./0.9. Note: factors are per 1000 L/min and per 1 US gpm.

#### UE310 Series Element DP Factors – bard/1000 L/min (psid/US gpm)

Length Code	AZ	AP	AN	AS	AT
40	1.10 (0.060)	0.46 (0.025)	0.36 (0.020)	0.26 (0.014)	0.16 (0.009)

## Ordering Information

For new installations, select one complete part number from each section below

### Section 1 Housing P/N:

**Note:** Pall filter housings are supplied without filter elements or filter change out warning devices. Never operate the filter housing unless a filter element is fitted and all warning device ports are sealed.

Housing part number designates indicator port is fitted with a plastic shipping plug.

Part Number
UR329CD4840ZA9YS60
UR329CD4840ZG9YS60
UR329CF4840ZA9YS60
UR329CF4840ZG9YS60

#### Part Number (Description) Breakdown

UR329 = UR329 series housing
C = Cover service (for element removal)
D48 = 3" Flange ports SAE J518C code 61 (207 bar/3000)
F48 = 3 " ISO 6162 split flange ports (250 bar/3625 psi max pressure)
40 = 40" nominal length
A = 1.7 bard (25 psid) bypass valve
G = 4.5 bard (65 psid) bypass valve
9 = Dual indicator warning device ports

### Section 2 Element P/N: UE 310   40Z

**Note:** Z indicates fluorocarbon seals are standard. Other options are available; contact Pall.

Table 1

Table 1: Filter Element Options

Code	$\beta_{x(c)} \geq 2000$ based on ISO 16889	CST Rating*
AZ	3	07/04/01
AP	5	11/08/03
AN	7	13/09/04
AS	12	15/11/06
AT	25	16/14/08

\*CST: Cyclic Stabilization Test to determine filter rating under stress conditions, based on SAE ARP4205

### Section 3 Differential Pressure Indicator

P/N: RC   Z 097 Z  

Table 2

Table 3

**Note:** If no Differential Indicator is selected, 'B' type blanking plug (P/N HC9000A104Z) must be ordered separately and fitted to replace the shipping plug.

**Note:** Z indicates fluorocarbon seals are standard. Other options are available; contact Pall.

Table 2: Indicator Options

Code	Brass Option Indicator
A218M	Electrical switch (SPDT) with Hirschmann connector
A218R	Electrical switch (SPDT) with Hirschmann connector with Red and Green LED indicators
A219D	Visual indicator

Table 3: Stainless Steel Option Indicator

Code	Stainless Steel Option Indicator
778N	Visual filter with thermal lockout
861C	Electrical switch (SPDT) with Hirschmann connector
771B	Electrical switch (SPDT) with 3-pin

Table 3: Differential Pressure Indicator Material

Code	Pressure Setting
Omit	If Brass Indicator is selected in Table 2
SS	If Stainless Steel Indicator is selected in Table 2 (recommended for high pressure applications with pressure > 200 bar (3000 psi))

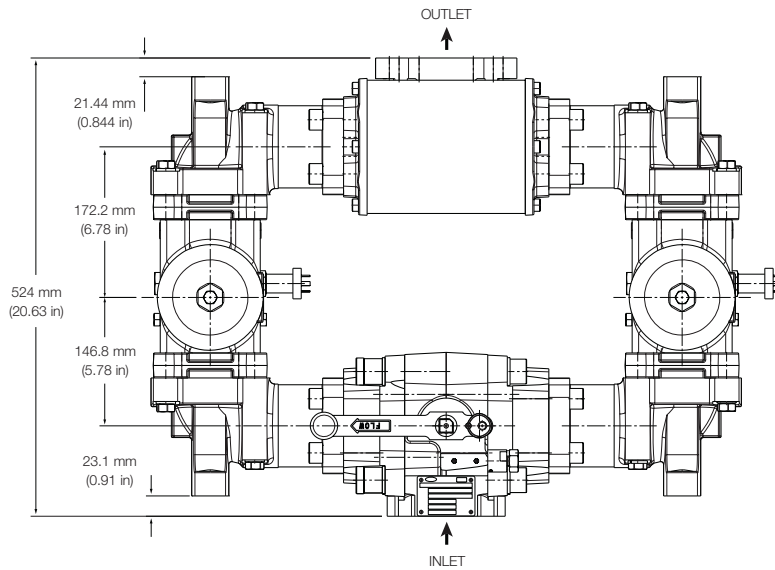
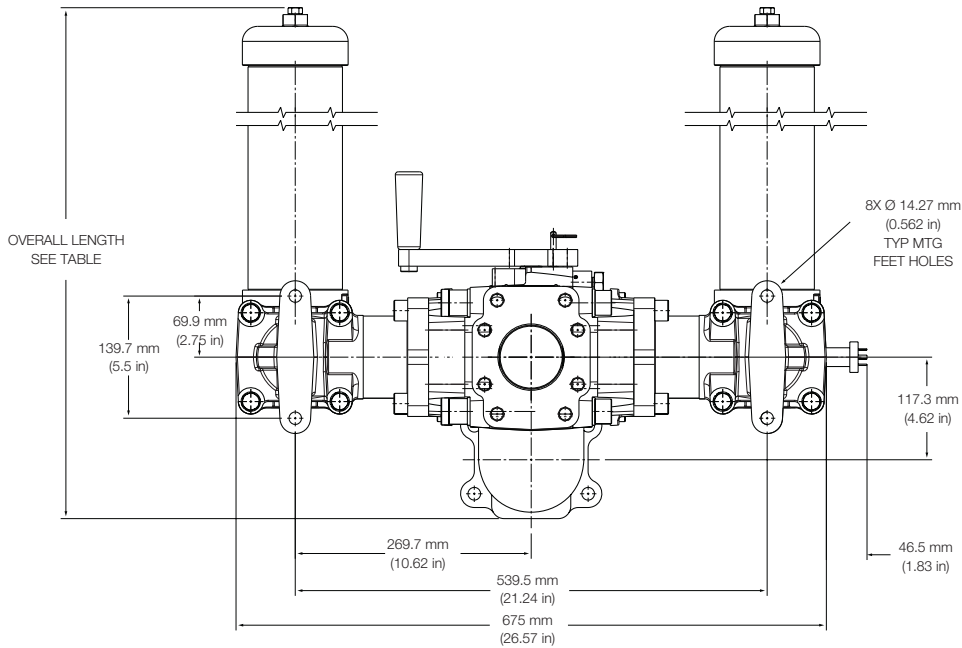
# Dimensional Drawings

Dimensions in mm (inches)

## UR329 Housing

### Specifications

Length Code	Overall Length mm (in)	Element Removal Clearance mm (in)	Empty Weight kg (lb)
40	1372 (54.02)	1040 (41)	117 (259)



The equipment has been assessed in accordance with the guidelines laid down in The European Pressure Directive 97/23/EC and has been classified within Sound Engineering Practice S.E.P. Suitable for use with Group 2 fluids only. Consult Sales for other fluid gas group suitability.



25 Harbor Park Drive  
 Port Washington, NY 11050  
 +1 516 484 3600 telephone  
 +1 800 289 7255 toll free US

Portsmouth - UK  
 +44 (0)23 9233 8000 telephone  
 +44 (0)23 9233 8811 fax  
[www.pall.com/contact](http://www.pall.com/contact)

Visit us on the Web at [www.pall.com](http://www.pall.com)

Pall Corporation has offices and plants throughout the world. For Pall representatives in your area, please go to [www.pall.com/contact](http://www.pall.com/contact)

Because of technological developments related to the products, systems, and/or services described herein, the data and procedures are subject to change without notice. Please consult your Pall representative or visit [www.pall.com](http://www.pall.com) to verify that this information remains valid.

© Copyright 2018, Pall Corporation. Pall, and Athalon are trademarks of Pall Corporation. ® Indicates a trademark registered in the USA. Better Lives. Better Planet. and Filtration. Separation. Solution.sm are service marks of Pall Corporation.

