

UltiKleen™ G2 STP Filter and KC Assemblies



Data Sheet MEUKG2STPCENb

Description

The Pall UltiKleen STP filter is specifically engineered for filtering organic stripper. In the organic stripping process, a variety of sizes and types of gels and particles are generated as a result of the various ashing processes. The ashing can change the gels to a distribution of fine particles. These fine particles can quickly clog conventional design high surface area membrane filters.

The UltiKleen STP filter is the latest advance in Pall Corporation's stripper filtration offerings. It uses a combination of carefully controlled submicron filter media. The filter is further optimized with gel-capturing, depth matrix media to effectively filter organic stripper. The proprietary media layering construction maintains high flows while removing unwanted particles and gels.

Features and Benefits

- Excellent gel retention
- High flow rates
- Low extractables (< 25 ppb in a 5 % HCl extraction of 1.5 L for 24 hours)
- Downstream vent option with G2 KC assembly
- Multilayer filter media design
- All fluoropolymer construction
- 100% integrity tested
- Long service life



UltiKleen G2 STP Filter



UltiKleen G2 STP KC Assemblies

Specifications

Materials of Construction

Components	Materials
Filter Medium	PTFE
Media Support	PFA
Inner Core / Outer Cage	PFA
End Caps	PFA
O-ring (for cartridge)	FEP Encapsulated fluoroelastomer
Housing (for KC type)	PFA

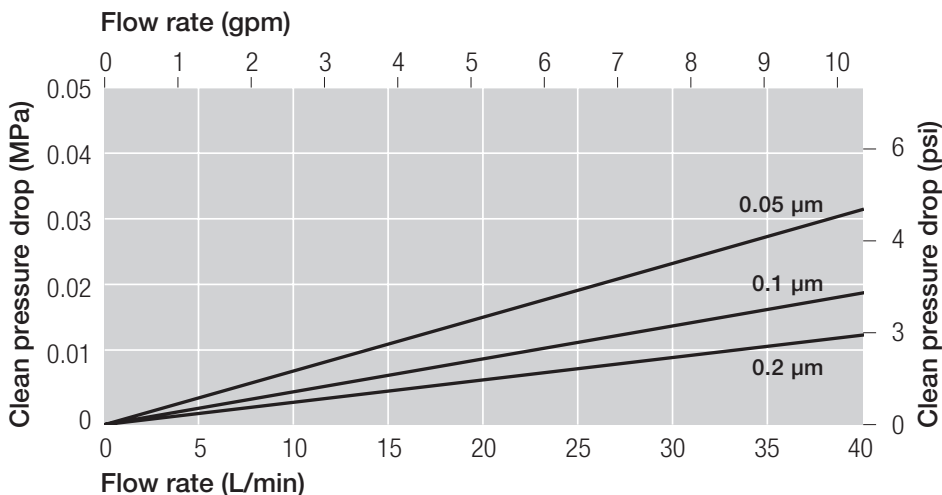
Removal Ratings and Operating Conditions

Removal Ratings	0.05 µm, 0.1 µm, 0.2 µm
Configurations	254 mm / 10 inch
	T flow, In-line
Nominal Filter Area	1.7 m ² / 18.3 ft ²
Maximum Operating Temperature	170 °C / 338 °F
Maximum Forward Differential Pressure (Cartridge)	0.6 MPaG @ 50 °C / 87 psig @ 122 °F
	0.49 MPaG < 25 °C / 71 psig < 77 °F
	0.39 MPaG < 60 °C / 57 psig < 140 °F
	0.34 MPaG < 90 °C / 49 psig < 194 °F
	0.20 MPaG < 120 °C / 29 psig < 248 °F
	0.15 MPaG < 150 °C / 22 psig < 302 °F
	0.12 MPaG < 170 °C / 17 psig < 338 °F
Maximum Operating Pressure (KC Assemblies)	

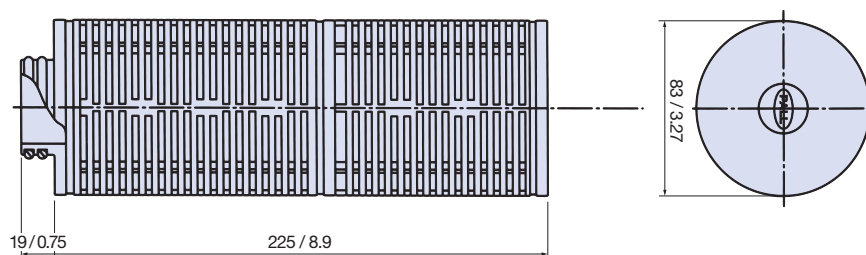
UltiKleen™ G2 STP Filter

Typical Flow Characteristics - 1cP fluid, 20 °C

UltiKleen ABFG1 Filter



Dimensions (nominal)¹



¹ Nominal length (mm / in)

Part Numbers / Ordering Information

ABFG 1 STQ 2 3E 3 4

Table 1

Code	Nominal Length	
	Inch	mm
1	10	225

Table 2

Code	Removal Rating
D	0.05 μm
T	0.1 μm
R	0.2 μm

Table 3

Code	O-ring options
H1	FEP encapsulated fluoroelastomer
H38	Perfrez ² PXC-Ultra

² Perfrez is a trademark of Applied Seals North Americas

Table 4

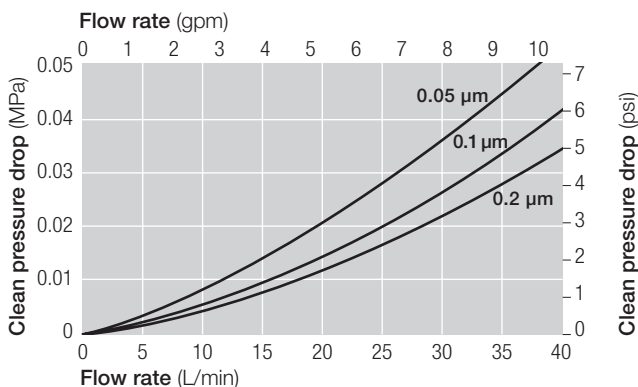
Code	Prewet option
-K3	Prewet filter (packaged in DI water)
-K7	Prewet filter (packaged in DI water), low metal extractables ³

³ Please contact Pall for the extractable conditions

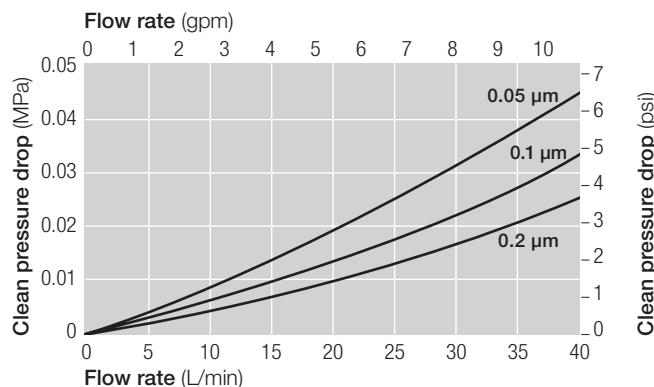
UltiKleen™ G2 STP KC Assemblies

Typical Flow Characteristics - 1cP fluid, 20 °C

10 in T flow
Inlet : ¾ inch



10 in In-line
Inlet : ¾ inch



Part Numbers / Ordering Information

LDF 1 2 1STQ 3 4 E 5 6

Table 1

Code	Downstream venting
G	N / A
V	Available

Table 2

Code	Flow
T	T-flow
N	In-line
L	L-flow

Table 3

Code	Removal Rating
D	0.05 µm
T	0.1 µm
R	0.2 µm

Table 4

Code	Inlet / Outlet	Vent / Drain		Memo
		Head end	Bowl end	
12	3/4" male	1/2" male	1/2" male	T-flow / L-flow
12	3/4" male	1/2" male	1/2" female	Downstream venting-type
12	3/4" male	3/8" male	3/8" male	In-line
124	3/4" male	1/4" male	1/4" male	In-line
128	3/4" male	1/2" male	1/2" male	Downstream venting-type
13	3/4" female	1/2" female	1/2" female	T-flow
16	1" male	1/2" male	1/2" male	T-flow
16	1" male	1/2" male	1/2" female	Downstream venting-type
16	1" male	3/8" male	3/8" male	In-line
164	1" male	1/4" male	1/4" male	In-line
168	1" male	1/2" male	1/2" male	Downstream venting-type
17	1" female	1/2" female	1/2" female	In-line

Table 5

Code	Connections
0	No connection
1	20 Series (Flowell)
2	Super Pillar Type (Nippon Pillar) ⁴
51	Flare style
6	FinalLock ⁵
71	Super Pillar 300 P Series (Nippon Pillar)
72	Super Pillar 300 P Series L Type (Nippon Pillar)
8	60 Series (Flowell)
9	11CR Series (Flowell)

⁴ Pillar is a trademark of Nippon Pillar Packing Co.

⁵ FinalLock is a trademark of Kurabo Industries Ltd.

⁶ Please contact Pall on the extractable conditions.

⁷ Part numbers in combination with all codes are not always available. Please contact Pall for the part number availability.

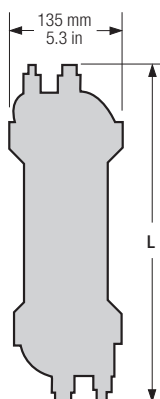
Table 6

Code	Prewet option
-K3	Prewet filter (packaged in DI water)
-K7	Prewet filter (packaged in DI water), Low metal extractables ⁶

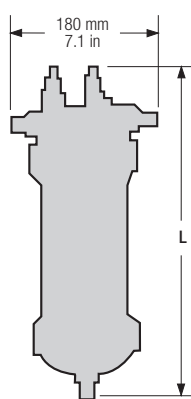
Dimensions by Configuration G2 Kleen-Change® Assembly (LDFG/LDFV)

In-Line	Nominal Length L: mm/in	T-Flow	Nominal Length L: mm/in	VT-Style	Nominal Length L: mm/in	L-Flow	Nominal Length L: mm/in
12E2	396.5 / 15.6	12E2	408 / 16.1	12E2	377 / 14.8	12E2	408 / 16.1
12E51	412 / 16.2	12E71	403 / 15.9	128E2	385 / 15.2		
124E51	412 / 16.2	13E0	495 / 19.5	12E71	377 / 14.8	VL-Style	Nominal Length L: mm/in
16E8	428 / 16.9	13E1	432 / 17	12E72	377 / 14.8		
16E51	436 / 17.2	13E2	442 / 17.4	128E71	402 / 15.8		
17E0	448 / 17.6	13E6	416 / 16.4	128E72	402 / 15.8		
17E1	445 / 17.7	13E9	433 / 17.1	13E1	445 / 17.5		
17E51	442 / 17.4	13E51	473 / 18.6	13E51	444 / 17.4		
17E71	462 / 18.2	13E71	444 / 17.5	168E71	403 / 15.9		
				168E72	403 / 15.9		

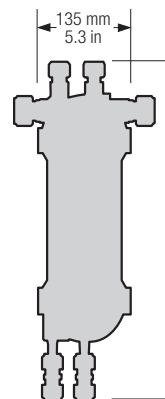
In-Line



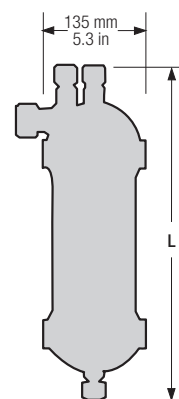
T-Flow



T-Flow Downstream Vent



L-Flow





Microelectronics

25 Harbor Park Drive
Port Washington, NY 11050
+1 516 484 3600 telephone
+1 800 360 7255 toll free US

Nihon Pall Ltd.

6-5-1, Nishishinjuku,
Shinjuku-ku
Tokyo 163-1325 Japan
+81 3 6901 5700 telephone
+81 3 5322 2109 fax

Visit us on the Web at www.pall.com/microelectronics
Contact us at www.pall.com/contact

Pall Corporation has offices and plants throughout the world. To locate the Pall office or distributor nearest you, visit www.pall.com/contact.

The information provided in this literature was reviewed for accuracy at the time of publication. Product data may be subject to change without notice. For current information consult your local Pall distributor or contact Pall directly.

IF APPLICABLE Please contact Pall Corporation to verify that the product conforms to your national legislation and/or regional regulatory requirements for water and food contact use.

© Copyright 2024, Pall Corporation. Pall,  and Ultikleen are trademarks of Pall Corporation.
® Indicates a trademark registered in the USA.